

---

# *Lesson Plan: What's Going On?*

---

## *Objective*

All living things respond to stimuli. People recognize stimuli through the five senses. Awareness of the environment in which we find ourselves is imperative for developing a skill set involving personal safety and strangers. Students will be able to list the five senses and name persons and things of which they can become aware.

## *Procedure*

DVD presentation

Question and Answer

Memory Game (deck of Old Maid cards separated into groups of 12 matches or reproductions of images provided on attached sheets)

## *Introduction*

*The Teacher or Presenter might say:* All of the shows we have seen so far emphasize the connection between three important concepts: **Trust, Awareness, and Safety**. Understanding these three terms allows all of us to develop stronger Stranger Safety Awareness skills. You have five senses. What are they? (These are written on the board). Our senses give us information about the world, about where we are right now in the world. Who and what do we get information about from our senses? (The teacher writes on the board student responses: environment, the world, awareness of self, of place, of others, etc.). *The Teacher or Presenter might continue:* When we sense the world/the environment around us, we get an idea of how we fit into that place. Sometimes we use our emotions to measure how we feel. Let's list some words/descriptors that tell how we feel. (The teacher writes on the board such responses as happy, sad, angry, scared, worried, etc.). Something else helps us to become better at being aware: it is called PERSONAL SPACE. Personal Space is the area right around you. Sometimes you let people get close to you, mom & dad, grandma & grandpa or your friends. You know them and you trust them. There are times you must not let people move closer to you. Especially whom? (Elicit response: STRANGERS) STRANGERS do not belong in your personal space ever! Being aware means that you keep strangers away from your personal space at all times.

I hope after seeing these stories you realize an important concept for you to sense is SAFETY. If you do not feel safe, get away from where you are and find a safe location. Your mind is telling you that it is UNSAFE where you are.

Let's watch this short story called "*What's Going On?*" and see what we can do to develop better Stranger Safety Awareness.

## *DVD Presentation*





*The Teacher or Presenter might say:* The characters in the story tried to see how aware you were of everything that was going on. Even though you were focused on one particular picture, your eyes picked up a good deal of information. No one is aware of everything all the time. But, we can remember many things. Let's now work on your recall skills. Each group has a pack of cards. Each card has a picture on it. There is two of every picture in the deck. Deal the cards out face down. I'm sure you have played some sort of memory matching game. Turn over only two cards at a time. Look at them and try to remember their positions on the desk. Turn them back over and allow the next person to try to find a match. Continue until all the matches are made. Mix up the deck and I'll give you a few minutes to try it again.

### ***Summary***

*Stranger Safety Awareness* begins with **you**. ***R-U-N!*** It takes you away from danger.

### ***Homework***

Go over the important *Stranger Safety Awareness* tips we have stressed in this unit. Practice the "***Mirroring Technique***" ( if a stranger takes a step toward you, you take a step back) you saw in this video with mom or dad or your guardian. Tell yourself over and over about ***R-U-N: recognize*** a situation as ***unsafe, never*** go with a stranger.



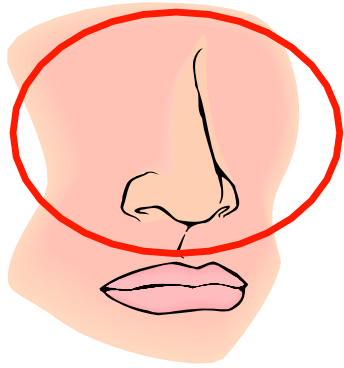


***R-U-N***

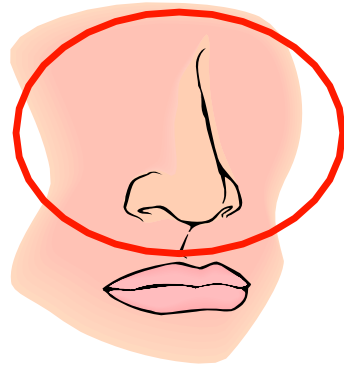


***R-U-N***





The Nose



The Nose

